

Picolino: Compact air cleaner for high requirements

The Picolino line from MANN+HUMMEL offers exceptional filtration in a compact installation space with excellent flexibility. The Picolino line is available with a number of different connections to enable it to adapt to different applications.

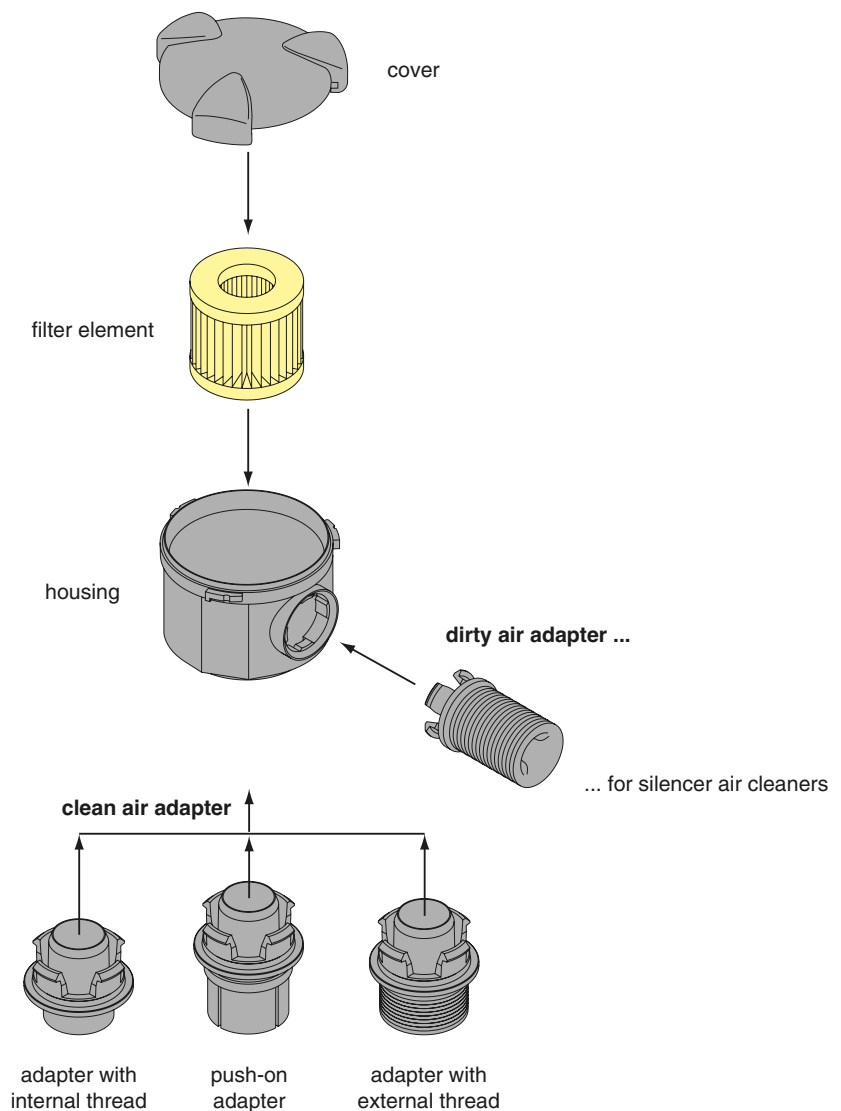


Advantages at a glance:

- excellent flexibility through variable modular system
- economical air cleaner system through combination of standard parts
- easy element change without tools
- corrosion-free and robust housing through use of plastic reinforced with fibre-glass
- temperature resistant to +130 °C (for short periods)
- material with high temperature stability available for adapters on request
- quick response to customised filtration solutions
- metal-free filter elements are easily disposed of by incineration and therefore are environmentally friendly with inexpensive disposal
- patented filter elements with radial seal

Picolino modular system

The product line consists of five master housings with various adapter pieces which can be used to adapt the cleaner to the individual requirements of customised applications. The housing, adapters and filter elements are free of metal. Depending on the design, the system covers nominal flow rates from 0.15 m³/min to 3.2 m³/min.



Filter elements

- high dust capacity through special MANN+HUMMEL filter medium
- radial seal through elastomer end plates (protected by patents)
- reliable pleat stabilisation prevents pleats sticking together under unfavourable conditions



Applications

The right configuration for every application

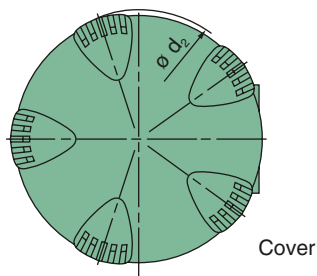
The air cleaners of the Picolino line are available with a number of connection fittings and are, for example, suitable for:

- silencer air cleaners for low-noise air intake, e.g. in small piston compressors
- intake air cleaners for small engines (lawn mowers, power generators, etc.)
- two-way ventilation air cleaners for gear units and tanks for liquids



Picolino Intake air cleaners (two-way ventilation air cleaners)

Dimensions and order numbers



Cover

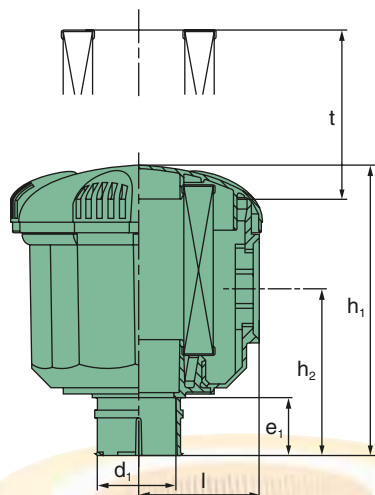
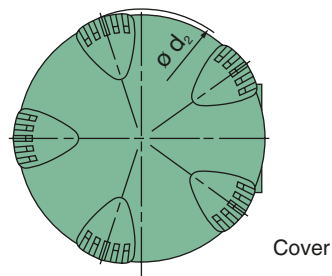


Fig. 1



Cover

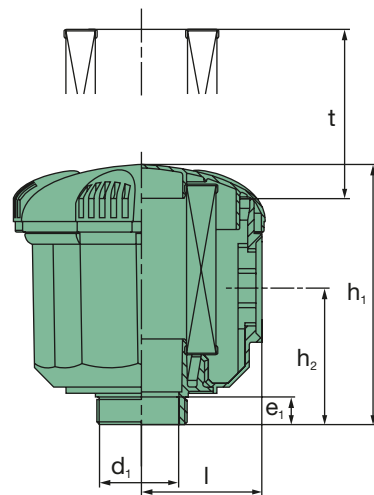


Fig. 2



Picolino Intake air cleaners (two-way ventilation air cleaners)

Dimensions and order numbers

Order No.	Fig.	Nominal flow rate [m³/min] ¹⁾	Dimensions in mm (<i>dimensions in inches</i>)							MANN-FILTER main element
			d ₁	d ₂	e ₁	h ₁	h ₂	l	t	
44 010 72 996	2	0.3	G 1/2 ³⁾	58 (2.28)	14 (0.55)	61 (2.40)	34 (1.34)	27 (1.06)	30 (1.18)	C 410
44 010 72 997	2	0.2	G 3/8 ³⁾	58 (2.28)	11 (0.43)	61 (2.40)	34 (1.34)	27 (1.06)	30 (1.18)	C 410
44 010 72 999	2	0.2	M 18x1.5 ²⁾	58 (2.28)	10 (0.39)	61 (2.40)	34 (1.34)	27 (1.06)	30 (1.18)	C 410
44 010 77 999	1	0.3	35 (1.38)	58 (2.28)	23 (0.91)	73 (2.87)	64 (2.52)	27 (1.06)	30 (1.18)	C 410
44 020 72 996	2	0.3	G 1/2 ³⁾	68 (2.68)	14 (0.55)	62 (2.44)	34 (1.34)	31 (1.22)	30 (1.18)	C 420
44 020 72 997	2	0.3	G 3/8 ³⁾	68 (2.68)	11 (0.43)	62 (2.44)	34 (1.34)	31 (1.22)	30 (1.18)	C 420
44 020 72 999	2	0.2	M 18x1.5 ²⁾	68 (2.68)	10 (0.39)	62 (2.44)	34 (1.34)	31 (1.22)	30 (1.18)	C 420
44 020 77 999	1	0.3	35 (1.38)	68 (2.68)	23 (0.91)	74 (2.91)	46 (1.81)	31 (1.22)	30 (1.18)	C 420
44 030 72 999	2	0.8	G 3/4 ³⁾	102 (4.02)	15 (0.59)	94 (3.70)	45 (1.77)	48 (1.89)	68 (2.68)	C 630
44 030 77 997	1	1.2	40 (1.57)	102 (4.02)	25 (0.98)	116 (4.57)	67 (2.64)	48 (1.89)	68 (2.68)	C 630
44 030 77 998	1	1.2	30 (1.18)	102 (4.02)	23 (0.91)	116 (4.57)	67 (2.64)	48 (1.89)	68 (2.68)	C 630
44 030 77 999	1	0.7	20 (0.79)	102 (4.02)	23 (0.91)	116 (4.57)	67 (2.64)	48 (1.89)	68 (2.68)	C 630
44 040 72 999	2	2.1	G 1 1/4 ³⁾	145 (5.71)	19 (0.75)	131 (5.16)	71 (2.80)	69 (2.72)	79 (3.11)	C 1140
44 040 77 996	1	3.0	71 (3.00)	145 (5.71)	25 (0.98)	136 (5.35)	76 (2.99)	69 (2.72)	79 (3.11)	C 1140
44 040 77 997	1	2.8	60 (2.36)	145 (5.71)	25 (0.98)	136 (5.35)	76 (2.99)	69 (2.72)	79 (3.11)	C 1140
44 040 77 998	1	2.6	52 (2.05)	145 (5.71)	25 (0.98)	136 (5.35)	76 (2.99)	69 (2.72)	79 (3.11)	C 1140
44 040 77 999	1	2.1	40 (1.57)	145 (5.71)	25 (0.98)	136 (5.35)	76 (2.99)	69 (2.72)	79 (3.11)	C 1140
44 050 72 999	2	2.3	G 1 1/4 ³⁾	181 (7.13)	19 (0.75)	188 (7.40)	112 (4.41)	86 (3.39)	135 (5.32)	C 1250
44 050 77 996	1	3.5	71 (3.00)	181 (7.13)	25 (0.98)	193 (7.60)	117 (4.61)	86 (3.39)	135 (5.32)	C 1250
44 050 77 997	1	3.4	60 (2.36)	181 (7.13)	25 (0.98)	193 (7.60)	117 (4.61)	86 (3.39)	135 (5.32)	C 1250
44 050 77 998	1	3.1	52 (2.05)	181 (7.13)	25 (0.98)	193 (7.60)	117 (4.61)	86 (3.39)	135 (5.32)	C 1250
44 050 77 999	1	2.3	40 (1.57)	181 (7.13)	25 (0.98)	193 (7.60)	117 (4.61)	86 (3.39)	135 (5.32)	C 1250

¹⁾ The nominal flow rate relates to a flow resistance of 15 mbar. The flow rate depends on the cross-section of the clean air outlet.

²⁾ External thread

³⁾ Internal thread